



**MINI EXCAVATOR | 8025ZTS / 8026CTS**

Operating weight: 2860kg (6305lb) / 2867kg (6321lb) Gross engine power: 18.9kW (25.3hp)



# EFFICIENT PERFORMANCE.

Both machines are fitted with an 18.9kW Stage V engine, developing 97.9Nm of torque at just 1400rpm for the ultimate blend of performance and fuel efficiency.



## EASY MAINTENANCE.

Wide opening service access panels are supported with gas struts, to give greater access for daily checks.

## SAFER WORKING.

Our unique 2GO safety system, fitted as standard, requires the operator to press a secondary acknowledgement switch before the controls become active.

## COMFORTABLE CHOICE.

Choose from zero or conventional tailswing to suit the application. Both machines also have the option of either a cab or canopy to suit the working environment.



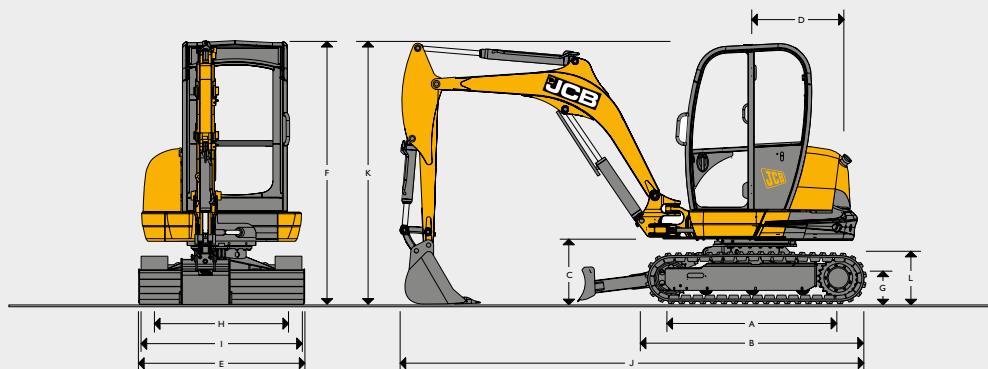
## BUILT TO LAST.

High-strength track legs boast three-piece fabrication, to maximise rigidity and improve track retention.

## JCB LIVELINK.

JCB LiveLink is available as an option, to let you manage your machine remotely at any time.

STATIC DIMENSIONS



Machine model		8025ZTS	8025ZTS LC	8026CTS
A	Sprocket idler centres	mm 1440	1597	1440
B	Undercarriage overall length	mm 1870	2052	1870
C	Kingpost clearance	mm 528	528	528
D	Tailswing radius	mm 750	750	1220
E	Overall width of superstructure	mm 1550	1550	1550
F	Height over cab	mm 2435	2435	2400
G	Ground clearance	mm 270	270	270
H	Track gauge	mm 1252	1252	1252
I	Width over tracks	mm 1502	1502	1502
J	Transport length	mm 4125	4280	4080
K	Transport height	mm 2435	2435	2400
L	Track height	mm 480	480	455

ENGINE

		8025ZTS	8025ZTS LC	8026CTS
Model		403J-17 Stage V	403J-17 Stage V	403J-17 Stage V
Fuel		Diesel	Diesel	Diesel
Cooling		Water cooled	Water cooled	Water cooled
Gross power	kW (hp) @ 2200 rpm	18.9 (25.3)	18.9 (25.3)	18.9 (25.3)
Gross torque	Nm @ 1400 rpm	97.9	97.9	97.9
Displacement	cc	1700	1700	1700
Gradeability	degrees	30	30	30
Starter motor	kW (hp)	2 (2.68)	2 (2.68)	2 (2.68)
Battery	volt/Ah	12 / 65	12 / 65	12 / 65
Alternator	amps	65	65	65

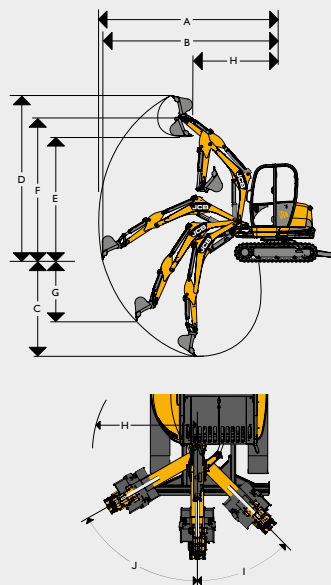
UNDERCARRIAGE

		8025ZTS	8025ZTS LC	8026CTS
No. of bottom rollers		3	3	3
Track width	mm	250	250	250
Ground bearing pressure	kg/cm <sup>2</sup>	0.39	0.35	0.40
Ground clearance	mm	270	270	270
Track tensioning		Grease	Grease	Grease
Travel speed – low	kph	2.4	2.4	2.5
Travel speed – high	kph	4.2	4.2	4.9
Tractive effort	kN	24.6	24.6	25

HYDRAULIC SYSTEM
















		8025ZTS	8025ZTS LC	8026CTS
Pump		2 Variable & 1 Gear	2 Variable & 1 Gear	2 Variable & 1 Gear
Nominal output @ 2250 rpm	lpm	96	96	96
Excavator/track main relief	bar	220	220	235
Slew main relief	bar	190	190	190
Auxiliary hydraulic flow	litres	58	58	59
Hydraulic motors		Piston	Piston	Piston

WORKING RANGE


















		8025ZTS	8025ZTS LC	8026CTS
	Boom length	mm 2130	1990	2130
	Dipper length	mm 1100	1100	1300
A	Maximum digging reach	mm 4828	4600	4770
B	Maximum digging reach on ground	mm 4691	4425	4660
C	Maximum digging depth – dozer up	mm 2580	2452	2740
	Maximum digging depth – dozer down	mm 2832	2509	3050
D	Maximum digging height	mm 4333	4017	4495
E	Maximum dump height	mm 3158	2707	3220
F	Maximum height to dipper nose pivot pin	mm 3700	3447	3830
G	Maximum vertical wallcut depth	mm 1542	1220	2080
H	Minimum front swing radius (no offset)	mm 2125	2007	2045
	Minimum front swing radius (fully offset)	mm 1912	1850	1870
I	Boom swing left	degrees 45	45	45
J	Boom swing right	degrees 60	60	60
	Bucket rotation	degrees 189	189	189
	Dipper rotation	degrees 119	107	119
	Bucket tearout	kN 24	24	23
	Dipper tearout	kN 15	15	17
	Slew speed	rpm 9.6	9.6	9.6
















**LIFT CAPACITIES – Standard dozer, 250mm rubber tracks, 1300mm dipper, no bucket. 8025ZTS**

Load Point	Reach from slew centre															
	2.5m			3.0m			3.5m			4.0m			Capacity at maximum reach			
Height																
m	kg	kg	kg	kg	kg	kg	kg	kg	kg	kg	kg	kg	kg	kg	kg	mm
2	-	-	-	390	627	372	281	599	278	-	-	-	218	599	222	3900
1.5	473	987	454	360	783	338	270	675	259	210	635	207	210	635	207	4000
1	458	1218	420	326	863	319	259	735	243	199	655	199	190	647	188	4100
0.5	420	1342	399	323	1019	307	259	811	237	214	711	188	214	711	188	4100
Ground Level	420	1422	398	326	1107	302	259	871	239	-	735	-	214	735	207	4100
-0.5	401	1302	405	326	1103	306	259	851	240	-	-	-	235	775	225	3650
-1	420	1286	390	319	959	294	-	-	-	-	-	-	270	767	257	3300


**LIFT CAPACITIES – Standard dozer, 250mm rubber tracks, 1100mm dipper, no bucket. 8025ZTS LC**

Load Point	Reach from slew centre															
	2.0m			2.5m			3.0m			3.5m			Capacity at maximum reach			
Height																Distance
m	kg	kg	kg	kg	kg	kg	kg	kg	kg	kg	kg	kg	kg	kg	kg	mm
2.0	-	-	-	666*	676*	-	635*	661*	401	428	644*	304	398	635*	276	3700
1.5	-	-	-	735	922*	518	540	740*	390	413	700*	303	360	687*	259	3800
1.0	-	-	-	675	1148*	482	518	900*	377	405	763*	297	345	700*	254	3850
0.5	-	-	-	653	1296*	461	495	961*	360	398	792*	289	353	731*	255	3800
0.0	825	1792*	604	623	1344*	435	476	1021*	346	383	823*	275	353	770*	259	3640
-0.5	825	1757*	585	638	1340*	450	480	1012*	345	-	-	-	398	821*	285	3450
-1.0	735	1503*	580	563	1186*	430	477	900*	338	-	-	-	477	900*	335	3000

**LIFT CAPACITIES – Standard dozer, 250mm rubber tracks, 1300mm dipper, no bucket. 8026CTS**

Load Point	Reach from slew centre															
	2.5m			3.0m			3.5m			4.0m			Capacity at maximum reach			
Height																
m	kg	kg	kg	kg	kg	kg	kg	kg	kg	kg	kg	kg	kg	kg	kg	mm
2	588*	588*	588*	584*	584*	584*	594*	594*	458	-	-	-	424	614*	394	3900
1.5	778*	778*	778*	689*	689*	689*	494*	646*	452	389	637*	371	389	637*	371	4000
1	786	1005*	718	586	806*	543	482	713*	439	388	660*	365	388	660*	365	4000
0.5	752	1142*	696	596	918*	542	464	769*	437	381	689*	369	381	689*	369	4000
Ground Level	742	1255*	676	576	983*	524	461	812*	433	-	-	-	401	734*	377	3900
-0.5	695	1240*	649	566	1002*	515	465	801*	428	-	-	-	437	754*	405	3650
-1	711	1179*	649	566	940*	524	-	-	-	-	-	-	475	787*	453	3350

 Lift capacity front and rear.

 Lift capacity full circle.

**Notes:**

1. Lifting capacities are based on ISO 10567, that is: 75% of minimum tipping load or 87% of hydraulic lift capacity, whichever is the less. Lifting capacities marked\* are based on hydraulic capacity.
2. Lift capacities assume that the machine is on firm, level ground and equipped with an approved lifting point.
3. Lift capacities may be limited by local regulations. Please refer to your dealer.

OPERATOR STATION				
		8025ZTS	8025ZTS LC	8026CTS
Cab/canopy height	mm	1517	1517	1517
Cab/canopy length	mm	1205	1205	1205
Cab/canopy width	mm	980	980	980
Door aperture width	mm	532	532	532

SERVICE CAPACITIES				
		8025ZTS	8025ZTS LC	8026CTS
Fuel tank	litres	40	40	56
Engine coolant	litres	8.5	8.5	8.5
Engine oil	litres	4.5	4.5	4.5
Hydraulic system	litres	70	70	71
Hydraulic tank	litres	45	45	45

DOZER BLADE				
		8025ZTS	8025ZTS LC	8026CTS
Max height (above ground)	mm	290	290	333
Dig depth (below ground)	mm	405	405	405
Approach angle	degrees	31	31	31
Width	mm	1550	1550	1550
Height	mm	318	318	318
Reach in front of tracks	mm	342	342	342

EEC NOISE LEVELS (95/27/EC DYNAMIC)				
		8025ZTS	8025ZTS LC	8026CTS
Cab / canopy external	dB (LwA)	94	94	94
Cab internal	dB (LpA)	80	80	78

MACHINE WEIGHTS				
		8025ZTS	8025ZTS LC	8026CTS
Operating weight*	kg	2860	2885	2867
Shipping weight	kg	2678	2703	2698
With canopy	kg	- 100	- 100	- 100
With FOGS guard	kg	+ 36	+ 36	+ 36
With steel tracks	kg	+ 60	+ 84	+ 84
With long dozer	kg	+ 24	+ 24	N/A

\*Operating weight to ISO 6016 including cab, rubber tracks, standard dipper, 300mm bucket, full tanks and a 75kg operator.

STANDARD EQUIPMENT	ROPS & TOPS certified canopy, full audio/visual warning systems, slew travel lock, control isolator, lockable toolbox, 12v power socket, lifting points, rubber tracks, ISO servo controls, static seat, boom worklight, track pedals, single acting auxiliary circuit, boom ram protection, dozer blade, 1100mm dipper.
OPTIONAL EQUIPMENT	ROPS & TOPS certified fully glazed cab (includes heater, interior light, foldback door, gas strut assisted front screen), suspension seat, steel tracks, dual pattern controls (ISO/SAE change-over), cab/canopy mounted worklights, long dozer blade, double acting auxiliary circuit, engine fan guard, FOPS roof guard, mirror, toolkit, radio, biodegradable hydraulic oil, fire extinguisher, sunblind (cab builds), battery isolator, Datatag (UK only), travel alarm, immobiliser, yellow roof moulding, hose burst check valves, boom, dipper and dozer, digging buckets (230mm to 600mm), 1000mm ditching/grading bucket, hydraulic breakers, earthdrill, mechanical quickhitch, hydraulic kerb-lifter, bushed king post





JCB

JCB

62  
AF 3H

8026CTB



**ONE COMPANY, OVER 300 MACHINES.**

Your nearest JCB dealer

**MINI EXCAVATOR 8025ZTS / 8026CTS**

Operating weight: 2860kg (6305lb) / 2867kg (6321lb) Gross engine power: 18.9kW (25.3hp)

JCB Sales Limited, Rokecster, Staffordshire, United Kingdom ST14 5JP.

Tel: +44 (0)1889 590312 Email: salesinfo@jcb.com

Download the very latest information on this product range at: [www.jcb.com](http://www.jcb.com)

©2022 JCB Sales. All rights reserved. No part of this publication may be reproduced, stored in a retrieval system, or transmitted in any form or by any other means, electronic, mechanical, photocopying or otherwise, without prior permission from JCB Sales. All references in this publication to operating weights, sizes, capacities and other performance measurements are provided for guidance only and may vary dependant upon the exact specification of machine. They should not therefore be relied upon in relation to suitability for a particular application. Guidance and advice should always be sought from your JCB Dealer. JCB reserves the right to change specifications without notice. Illustrations and specifications shown may include optional equipment and accessories. All images are correct at time of print. The JCB logo is a registered trademark of J C Bamford Excavators Ltd.

